

2022

2023-030



2023 03 30

2022

)

(

" "

"

"

301,651,955

10

2.5

..... 2

..... 7

..... 11

..... 37

..... 60

..... 61

..... 78

..... 84

..... 85

..... 86

		110KV
	220KV	10KV 35KV
	220V, 50Hz	

			002922
			EAGLERISE ELECTRIC & ELECTRONIC (CHINA) CO., LTD
			EAGLERISE CHINA
			A3
			528200
			4
			528300
			www.eaglerise.cn
			judy.chen@eaglerise.com

2

	636,151,264.08	752,038,899.01	667,924,475.53	764,978,534.75
	34,947,693.59			

	104,157.09			
	1,307,828.81	23,742,429.78	2,502,862.07	
	3,402,095.64	97,455.20	187,389.97	
	19,642,679.19	125,906,259.43	14,601,468.24	--

1 ---

1 ---

1

1

2



应用场景：节能、环保型设备以及医疗、安防、数据中心等设备的配套



移相变压器



干式变压器



工业电源



方型变压器



环型变压器

2

1

Kichler



应用场景：商业、家居及户外照明



户外电源



智能电源



室内电源

2

3

PTC

PDM

1

2

30-120

ERP

1

()2022

2022

75.69%

45.01%

126,979.29

2

1

	2022		2021		
	2,821,093,173.37	100%	2,230,103,076.67	100%	26.50%
	2,805,880,541.11	99.46%	2,205,413,473.61	98.89%	27.23%
	15,212,632.26	0.54%	24,689,603.06	1.11%	-38.38%
	1,845,583,046.68	65.42%	1,249,016,711.96	56.01%	47.76%
	850,850,000.15	30.16%	884,603,193.69	39.67%	-3.82%
	124,660,126.54	4.42%	96,483,171.02	4.33%	29.20%
1					
	598,995,599.31	21.23%	542,779,085.39	24.34%	10.36%
	1,216,272,615.25	43.11%	842,233,888.19	37.77%	44.41%

		71,441,366.2 0	11.16%	67,933,116.5 6	9.59%	1.57%
		77,378,869.6 8	80.45%	61,053,785.0 3	77.89%	2.56%
		5,572,042.74	5.79%	5,584,583.36	7.12%	-1.33%
		13,226,328.2 5	13.75%	11,744,125.4 2	14.98%	-1.23%

2021

6

1.

	4,Г†dnp				2021 12 31

1		818,125,603.45	29.00%
2		224,097,037.98	7.94%
3		94,298,041.12	3.34%
4		82,209,135.95	2.91%
5		60,205,886.68	2.13%
	--	1,278,935,705.18	45.33%

		355,016,045.79
		17.66%
		0.00%

5

1		105,560,568.71	5.25%






	77,882,882.7 9	2.21%	21,436,366.2 2	0.79%	1.42%
--	-------------------	-------	-------------------	-------	-------



	-346.59



	--	46,831. 42	46,831. 42	16,861. 93	36,555	--	--	-64.14	--	--
--	----	---------------	---------------	---------------	--------	----	----	--------	----	----

2022 10

"

"

"

"

06	http://irm.cninfo.com.cn/			2021	2022	2022 05 06
2022 26 05						2022 05 26

2022 06
272022
06

2022 09 22	http://ir. p5w.net					2022 09 22
---------------	-----------------------	--	--	--	--	---------------



					2022
					2022
					<
					2022
					>
					<
					2022
					>
					2022
					2022
					2021
					2022-
					042
2022		43.02%	2022 06 23	2022 06 24	

2024 2022-

2022

067 2022-

					02 15	12 19							
				60	2019 12 05	2025 12 18	0	0	0	0	0		
				46	2021 11 25	2025 12 18	0	0	0	0	0		
				41	2019 12 05	2022 12 19	0	0	0	0	0		
				52	2022 12								

					25	18						
				37	2022 12 28	2025 12 18	0	55,00 0	0	0	55,00 0	

				42	2022 12 28	2025 12 18	0	105,0 00	0	0	105,0 00	
--	--	--	--	----	------------------	------------------	---	-------------	---	---	-------------	--

2008 1966 EMBA 1988 1999

2009 1967 EMBA 1988 20
1999

1963

1982

2007

1986

/

2022 4

1981

2003

2003 7

2018 12

2019 8

1984

2007

1986

2017 8

2008

			2010 07 14		

			2008 11 20		
			2015 01 14		
			2018 07 30		

	HOLDING PTE. LTD.				
			2022	06	28
			2013	12	04
			2014	11	07
			2016	10	09

3


	10 /
	870.96

			2022-048
--	--	--	----------

			2022
			2022-088
	2023 08 26	2022 08 27	2022-094
	2022 10 13	2022 10 15	2022-107
	2022 10 26	2022 10 27	2022 2022-111
	2022 12 01	2022 12 02	2022 2022- 118
	2022 12 28	2022 12 29	

			2022-134
--	--	--	----------

2



				2021			
				2021			
				2021			
		5	2022 04 19	2022			
				2021			
				2022			
		5	2022 04 28	2022			
		5	2022 08 17	2022			
				2022			
		5	2022 10 26	2022			
		5	2022 12 28				

				2022- 2024			
--	--	--	--	---------------	--	--	--

3 2022 03
18

,

1

	11
	2, 771
	2, 782
	2, 782
	0

	1, 739
	129
	408
	48
	458
	2, 782
	30
	558
	300
	1, 894
	2, 782

2

3

4

	2,072,229
--	-----------

	42,488,168.00
--	---------------

1

1 2022 04 19

2022

2022

2 2022 04 19

2022

2022

2022

3 2022 05 11

2021

2022

								15.23	66,937	0	60,000	7.46	126,937
								15.23	131,452	0	60,000	7.46	191,452
								15.23	61,455	0	0	9.27	56,455
	--	0	0	0	0	--	0	--	390,531.00	0	790,000.00	--	1,175,531
		2019											

5

!

z °

1

	2023 03 30
	http://www.cninfo.com.cn
	100.00%
	100.00%

2020

2008

2022

40

2020

"

"

2022


49


2022

1

			25%	2017 12 29	2020 12 29 2022 12 29	
				2017 12 29	2022 12 29	
				2017 12 29	2018 12 29	

--	--	--	--	--	--	--





--	--	--	--	--	--	--	--

			7			
			1			
			2			
				2022 06 07		
				/		
			3			

			/			
			/			
			/			
				2022 04 20	2022	
			2022	2022 04 20	2022	
2022				2022 05 09	2022	

2

DEG 2020 2022	2020 01 01	2022 12 31	260.81	-793.62		2019 11 19	DEG 70% 2019-109

DEG

2020

2022

167

[2023]518Z0419
-793.62

DEG

2020

2022

2020

2022

675.17

DEG

-508.17

167

1,054.43

DEG

2021

DEG INDUSTRIAL SUPPLIES

2021

SDN.BHD.

1,427.77

2022-032

"

"

"

"

2021 12 30

15

[2021]35

"

15

"

"

"

"

2022 1 1

2022 1 1

2022 1 1

2022 1 1

2022 11



1.

					2021 12 31
					2022 3 23
Sunrise Power Transformers GmbH					2022 8 11

2.

					2022 5 6
					2022 6 28
					2022 10 26

	140
	4

1



5

6

7

2021 2022 04 19

2022
2022

2022 05 11
15

1				159	1050	2022.01.01- 2023.12.31
2				55	1980	2022.06.15- 2028.06.14
3				() 1996	463	2022.06.13- 2024.07.14
4				23 3 101 102 103	2959.46	2022.02.11- 2025.02.10

5

23
2 101 102 103

2

[Redacted Header]										
[Redacted]	[Redacted]	[Redacted]	[Redacted]	[Redacted]	[Redacted]	[Redacted]	[Redacted]	[Redacted]	[Redacted]	[Redacted]
[Redacted]	[Redacted]	[Redacted]	[Redacted]	[Redacted]	[Redacted]	[Redacted]	[Redacted]	[Redacted]	[Redacted]	[Redacted]
[Redacted Footer]										

2022
04 21

	2022									
	04	21	10,000							

2022
04 21 10,000

2

4

2022 06 06

2022 06 23

2022

2022 07 15

2022

30%

89,671,636

12

35

2022 10 13

2022 2414

1

	19,019,429	6.42%	3,000,000			3,261,101	-261,101	18,758,328	6.27%
1									
2									
3	19,019,429	6.42%	3,000,000			3,261,101	-261,101	18,758,328	6.27%

	296,320,455	100.00%	3,000,000	0	0	0	3,000,000	299,320,455	100.00%

1 2022 06 14 2022 49
258.50

[2022]518F0010 296,320,455.00 298,905,455.00

2022 6 5 2022

2022-063

2 2022 10 13 2022 9
41.50

[2022]518F0019 298,905,455.00 299,320,455.00

2022 11 1 2022

2022-115

1 2022 04 19 2022 05 11
2021 2022

2022

2022

2 2022 05 27

2022

3 2022 10 13

1 2022 6 14 2022

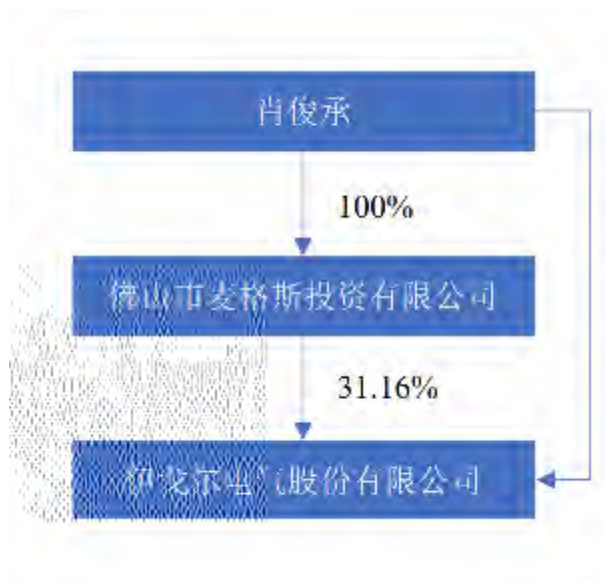
49

258.50

2



		31.16%	93,272,771			93,272,771		40,710,000
		2.92%	8,727,744		8,068,308	659,436		
		1.86%	5,569,207		5,569,207			
		1.46%	4,359,762			4,359,762		
		1.33%	3,980,000			3,980,000		
		1.04%	3,111,398			3,111,398		
		0.75%	2,250,000			2,250,000		
		0.57%	1,719,773		1,719,773			
		0.51%	1,525,000			1,525,000		
		0.48%	1,436,360			1,436,360		
10	3							
		100%						
	/							
10	10							



4

80%

5

10%

6

	2023 03 28
	()
	[2023]518Z0243

2022

2022 12 31

2022 12 31

2022

"

"

1

31

40

2022

282, 109. 32

2

1

2

3

4

1

15

9

2022 12 31

36,612.50

10.38%

1,867.58

5

6

2023 3 28

1

2022 12 31



--	--	--



	1, 759, 975, 754. 23	1, 617, 248, 523. 39
	1, 610, 714. 26	8, 907, 816. 48
	1, 761, 586, 468. 49	1, 626, 156, 339. 87
	3, 527, 411, 967. 09	2, 730, 242, 494. 12

	231,188,295.50	257,123,091.33
	1,500,859,506.86	1,512,943,174.20
	2,256,374,291.04	1,858,881,538.66

3

	2022	2021
	2,821,093,173.37	2,230,103,076.67
	2,821,093,173.37	2,230,103,076.67
	2,621,160,394.84	2,136,033,482.24
	2,254,651,309.77	1,848,736,906.36
	14,015,401.30	6,984,829.28
	77,374,813.34	65,998,089.59
	155,823,229.97	103,506,037.74
	126,257,381.12	90,961,293.29
	-6,961,740.66	19,846,325.98
	14,945,067.14	12,802,721.25
	5,946,892.98	1,437,009.56
	21,103,969.72	13,436,729.19
" "	-3,559,722.31	16,644,256.58
	-5,442,476.28	
" _"		
" "		
" "		448,921.78
" _"	-3,802,763.82	-3,905,415.77
" _"	-14,783,723.07	-26,171,112.56

" -"	827, 045. 02	121, 877, 118. 89
" "	199, 717, 584. 07	216, 400, 092. 54
	3, 253, 616. 80	1, 235, 985. 88
	2, 714, 781. 87	

0.00

0.00

4

	2022	2021
	813,940,348.08	466,385,581.91
	781,835,312.50	426,872,043.08
	247,101.12	1,452,469.05
	3,717,717.56	4,225,543.49
	33,895,464.81	28,840,993.66
		296,453.51
	3,955,028.63	7,555,393.52
	5,818,623.93	6,150,846.78
	1,175,296.86	972,301.29
	6,936,533.13	3,493,407.30
" "	57,319,088.77	93,393,376.60
	-5,465,325.23	
" _"		
" "		
" "		329,054.79
" _"	-2,231,223.20	-678,800.54
" _"	-1,566,679.00	-319,815.92
" _"		


	19,278,402.37	16,115,802.45
	48,626.84	6,296,269.52
	46,081,371.71	13,806,998.72
	689,505,611.59	463,136,966.64
	-20,616,736.57	273,455,319.25
	325,335,000.00	590,000,000.00
	134,576,205.58	94,012,308.11
	241,022.04	201,527,753.39



3															
4															
5															
6															

3					2,35	14,3							16,6		16,6
					5,50	24,2							79,7		79,7
					8.13	51.0							59.1		59.1
						0							3		3
4														-	-
														236.	236.
														93	93
								14,9			-				
								77,0		49,8			34,8		34,8
								70.7		38,3			61,2		61,2
								3		00.7			30.0		30.0
										3			0		0






	00				.00	.00						
2												
3					7,969 ,488. 17							7,969 ,488. 17

	174,408.600.00				956,707.975.05	14,324,251.00			108,320.640.46	207,114.253.84		1,432,227.218.35
												1,432,227.218.35

16, 67
9, 759
. 13

4												
5												
6												
1												
2												



2018		2019	
		2019	
			2,528,600.00
9.27		134,521,475.00	
134,521,475.00			
	63.00	1	9.27
	135,151,475.00		135,151,475.00
2020 8 4			
[2020] 1628		39,257,125	
174,408,600.00		[2020]518Z0037	
2021 02 24			

1

15

--

2014

2

12

1

2

1 1 12 31

3

4

()

5

1

6 6

2

A.

a

b

c

/

7

1

2

8

9

1

2

3

"

"

"

"

10

1

2

3

12

12

12

1

B.

12

A.

B.

C.

D.

E.

F.

G.

H.

30

30

30

1
2

2

13

15

|

“

1

2

3

4

%

"

"

"

"

A.

B.

C.

D.

3

4

15

5

24

19

1

3

2

22

1

2

23

1

1

2

	50	
	5	
	10	

25

	3

26

10

27

1

2

A.

B.

C.

D.

a

b

c

;

,

3

4

5

6

31

1

2

/

32

1

2

1

3

33

/

1

- A.
- B.

- A.
- B.

2

- A.
- B.

- A.
- B.

3

B.

12

34

1

12

15

:

2

) (

35

1

2

3

4

6

7

8

36

1

--	--	--

2021	12	30		15	[2021]35	"	15	
"	"						"	
"		"	2022	1	1	2022	1	1
				2022	1	1		
	2022	1	1					
2022	11	30		16	([2022]31	16)	
"					"	2023	1	1
"					"	"		
				"				
				2022	1	1		
						2022	1	
1			2022	1	1			
	2022	1	1					

2022 1 1

2022 1 1

2022 11 30

16 "

-	15-35%
-	9.99%
	17%



		173, 889, 363. 48
		173, 889, 363. 48

5

1

1	1	776,312,473.10
	6	764,665,630.80
	7-12	11,646,842.30
1	2	5,281,079.02
2	3	163,546.10
		781,757,098.22

2

	13,916,132.8 3	3,178,477.20		14,843.93		17,079,766.1 0
	13,916,132.8 3	3,178,477.20		14,843.93		17,079,766.1 0

--	--	--

3

	14,843.93

--	--	--	--	--	--

4

	426,939,368.61	54.62%	8,538,787.37
	72,152,598.42	9.23%	1,443,051.97
	28,995,733.15	3.71%	579,914.66
	15,434,152.76	1.97%	308,683.06
	12,190,104.21	1.56%	243,802.08
	555,711,957.15	71.09%	

6

	3,162,420.25	14,117,185.02
	3,162,420.25	14,117,185.02

	546,015,944.53	
	546,015,944.53	

7

1

1	9,698,605.82	100.00%	6,999,956.12	100.00%
	9,698,605.82		6,999,956.12	

1


1

2

	2022 12 31	(%)
	2,401,048.99	24.76
	1,721,561.77	17.75
	564,483.92	5.82
	420,190.58	4.33
	352,234.17	3.63
	5,459,519.43	56.29

8

2022 12 31	16,224,115.69	479,855.25	0.00	16,703,970.94
------------	---------------	------------	------	---------------



10

	80,222,925.4 6	2,340,042.67	77,882,882.7 9	22,087,558.1 3	651,191.91	21,436,366.2 2
	80,222,925.4 6	2,340,042.67	77,882,882.7 9	22,087,558.1 3	651,191.91	21,436,366.2 2

--	--

			/	
--	--	--	---	--

11

	0.00	77,809 ,400.0 0		- 5,231, 004.87						- 22,848 .95	72,555 ,546.1 8	

1	11,114,113.77	175,136,304.05	4,521,804.21	12,581,422.67	203,353,644.70
2	37,478,415.38				37,478,415.38
3					
3	1,580,040.00	93,142.30	37,008.52	64,949.09	1,775,139.91
3.	163,484.15	4,897,329.77	1,187,164.17	8,613,884.69	14,861,862.78
1					

2

-	31,646,406.95	

221,171,518.01

33,056.27

2020 9 21 2025 9 20

15

	210,926,693.59	30,746,806.48
	210,926,693.59	30,746,806.48

1

-	52,386,119.37		52,386,119.37	30,083,089.67		30,083,089.67
-	143,714,713.45		143,714,713.45	663,716.81		663,716.81
	14,825,860.77		14,825,860.77			
	210,926,693.59		210,926,693.59	30,746,806.48		30,746,806.48

2

	143,770.80	30,083,089.67	59,781,445.08	37,478,415.38		52,386,119.37	62.50%	62.50%	0.00	0.00	0.00%	

-												
-	164,700,000.00	663,716.81	143,050,996.64			143,714,713.45	87.26%	87.26%	0.00	0.00	0.00%	
	308,470,800.00	30,746,806.48	202,832,441.72	37,478,415.38		196,100,832.82			0.00	0.00	0.00%	

16

1.	5,198,314.06	9,426,371.36	14,624,685.42
2.	18,114,010.85		18,114,010.85
1	17,991,108.52		17,991,108.52
2	122,902.33		122,902.33
3.	2,046,980.92	4,504,843.49	6,551,824.41
4.	21,265,343.99	4,921,527.87	26,186,871.86
1.	2,864,402.81	3,895,992.75	6,760,395.56
2.	7,127,755.21	2,595,950.48	9,723,705.69
1	7,066,673.89	2,595,950.48	9,662,624.37
2	61,081.32		61,081.32
3.	2,952,442.42	3,138,342.05	6,090,784.47
1			
2	2,952,442.42	3,138,342.05	6,090,784.47
4.	7,039,715.60	3,353,601.18	10,393,316.78
1.			
2.			
1			
3.			
1			
4.			

1.

3.					
1					
4.					

60,073.12	447,320.45	7,917.15	2,249,153.93
60,073.12	447,320.45	7,917.15	2,249,153.93

1

	12,082,626.22	2,018,860.26	10,227,878.78

	6, 126, 382. 48	1, 531, 595. 62	7, 293, 312. 50	1, 823, 328. 12
	168, 695, 758. 37	31, 663, 979. 83		
			448, 921. 78	100, 243. 75
	174, 822, 140. 85	33, 195, 575. 45	7, 742, 234. 28	1, 923, 571. 87

3

--	--

	3		3	3		3
10,335,000.0		10,335,000.0		0.00		
0		0				



9, 585, 281. 27

17, 922, 123. 92

27

	6,240,968.45	4,060,457.57
	4,538,731.55	6,598,896.58
	62,734.43	68,952.59
	694,916.37	364,494.78
	356,090.91	190,708.82
	238,727.31	127,139.22
	495,792.91	574,962.32
	138,974.60	138,974.64
	210,833.43	175,583.73
	12,977,769.96	12,300,170.25

28

		139,984.96
	48,546,568.44	27,964,470.00
	48,546,568.44	28,104,454.96

1

		139,984.96
		139,984.96

G

	48,546,568.44	27,964,470.00
--	---------------	---------------

29

	8,252,628.05	5,483,228.10
		97,350.88
	8,252,628.05	5,580,578.98

30

	560,799.63	716,798.00
	173,889,363.48	65,016,486.93
	174,450,163.11	65,733,284.93

31

1

	6,282,960.00	11,180,350.88
	0.00	-97,350.85

32

	16,271,474.04	8,234,892.83
	-709,176.51	-275,472.33
	-8,252,628.05	-5,483,228.10
	7,309,669.48	2,476,192.40

33

	19,653,975.81	16,595,000.00	6,800,610.38	29,448,365.43	
	19,653,975.81	16,595,000.00	6,800,610.38	29,448,365.43	--

								/
		9,600,000.00		5,175,352.10			4,424,647.90	

2022

	361,615.5 8			129,641.7 6			231,973.8 2	
2020	121,293.4 7			55,981.60			65,311.87	
	436,137.5 0			47,150.00			388,987.5 0	
2021	2,875,000 .00			300,000.0 0			2,575,000 .00	
	5,590,351 .61			124,286.3 0			5,466,065 .31	
	693,452.4 3			19,719.03			673,733.4 0	
	302,500.0 7			55,000.00			247,500.0 7	
	879,166.6 7			25,000.00			854,166.6 7	

	296,320,45 5.00	3,000,000. 00				3,000,000. 00	299,320,45 5.00
--	--------------------	------------------	--	--	--	------------------	--------------------

	-							-
	4,700,082	2,664,060				2,760,042	-	1,940,039
	.39	.59				.43	95,981.84	.96
	-							-
	4,700,082	2,664,060				2,760,042	-	1,940,039
	.39	.59				.43	95,981.84	.96

40

	2,805,880,541.11	2,243,324,186.59	2,205,413,473.61	1,830,876,489.84
	15,212,632.26	11,327,123.18	24,689,603.06	17,860,416.52
	2,821,093,173.37	2,254,651,309.77	2,230,103,076.67	1,848,736,906.36

☑

	1	2		
	2,821,093,173.37			2,821,093,173.37
	1,845,583,046.68			1,845,583,046.68
	850,850,000.15			850,850,000.15
	124,660,126.54			124,660,126.54
	2,821,093,173.37			2,821,093,173.37
	1,896,225,276.04			1,896,225,276.04
	924,867,897.33			924,867,897.33
	2,821,093,173.37			2,821,093,173.37
	1,697,632,093.82			1,697,632,093.82
	1,120,069,164.50			1,120,069,164.50
	3,391,915.04			3,391,915.04
	2,821,093,173.37			2,821,093,173.37

44



48

	0.00	333,991.78
	0.00	114,930.00
		448,921.78

49

	-624,286.62	-204,286.77
	-3,178,477.20	-3,701,129.00
	-3,802,763.82	-3,905,415.77

50

	-13,094,872.31	-11,242,191.78
	0.00	-14,277,728.87
	-1,688,850.76	-651,191.91
	-14,783,723.07	-26,171,112.56

51

	827,045.02	121,877,118.89
	0.00	121,964,113.89
	827,045.02	-86,995.00

	827, 045. 02	121, 877, 118. 89
--	--------------	-------------------

	200,256,419.00
/	50,064,104.75
	-19,185,742.67
	535,137.12
	-16,719,415.97
	-1,990,316.77
	13,554,323.00
	-17,735,131.39
	8,522,958.07

55

37

56

1

	5,946,892.98	1,437,009.56
	26,098,359.34	16,114,323.07
	18,661,722.95	1,672,627.94
	50,706,975.27	19,223,960.57

2

	29,807,106.38	27,159,144.25
	118,412,055.04	88,331,591.73
	7,533,955.63	48,388,539

	14,681,366.34	6,449,653.60
	0.00	949,711.50
	14,681,366.34	7,399,365.10

57

1

1		

3		
	336,192,268.30	276,115,780.08
	276,115,780.08	401,381,140.46

		0.0524
--	--	--------

60

1

	9,600,000.00		5,175,352.10
2022	1,995,000.00		

2020	200,000.00		200,000.00
2022	333,400.00		333,400.00
	754,460.00		754,460.00
2022	945,165.02		945,165.02
2022			

1

2

1.

					2021 12 31
					2022 3 23
Sunrise Power Transformers GmbH					2022 8 11

2.

					2022 5 6
					2022 6 28
					2022 10 26

Inc.						
				100.00%		
				100.00%		
				100.00%		
				60.00%		
				100.00%		
				57.00%		
EAGLERISE SINGAPORE INVESTMENT HOLDING PTE. LTD.				100.00%		
				100.00%		
				100.00%		
				100.00%		

60%

81.82%

2

1.

				%		
E R LLC					100.00	
DEG INDUSTRIAL SUPPLIES SDN.BHD.					70.00	
HI BEAM LIGHTING(M)SDN.BHD					70.00	

EAGLERISE
MALAYSIA SDN. BHD.

()

12

12

12

71.09% 54.52%
54.22% 60.12%

2.

2022 12 31

2022 12 31

2

3

77,809,400.00

16.0443%

4

5

1

/

1		757XY202104316001 757XY202104316002 757XY202104316003 757XY202104316004 757XY202202124701 757XY202202126101 757XY202202121201 757XY202202121202 757XY202202121203			40,000.00	1
2		20202051013 2020101301 2020101302 2020101303 20212050307 20212050306 20212050305 20212050304			8,400.00	2
3		44100520200007800 44100520200007802 44100520220005855 44100520220005856 44100520220005857 44100520220010112			35,000.00	3

441006202000.57 38.16501TQ439.34 278.57 181

7		2022 2022	222111-1 222113-1			15,000.00 7
8		2022 2022	0919001 0919002			10,000.00 8
9		2B2761202200000006				6,500.00 9
10		SB110061202200280 SB110061202200411				13,000.00 10

1

2021 12 24

25,000.00

" "

2022 6 29

40,000.00

2

2020 10 27

8,400.00

" "

2021 3 24

8,400.00

2020

				35,000.00		
4					22,117.15	
	1,475.78					
		33,056.27				2020 09 21
2025	09	20				
			33,056.27			2022 05
17	2027	05	16			
5				2021	03	03
						1,000.00
						2022 09 27
	2022	12	23			
8,000.00						
6				2022	06	13
						10,000.00
7						2022 08 09
				"	"	
8,000.00					7,000.00	
8						2022 9 29
				"	"	
10,000.00						
9	2022	10	19			
				6,500.00		
10						2022 12 23
	4,000.00				13,000.00	

			5,000.00	2022/2/28	2023/2/27	
			425	2022/3/17	2023/3/13	
			6,000.00	2022/6/17	2022/12/14	
2			200	2021/3/26	2022/3/26	
			200	2021/11/26	2022/7/7	
			200	2021/12/28	2022/8/7	
3			800.33	2022/1/25	2022/9/1	
			823.16	2021/3/17	2022/3/16	
			500.00	2022/11/11	2023/5/12	
4			3,000.00	2021/3/10	2022/3/8	
5			1,000.00	2022/6/30	2023/6/27	
			900.00	2022/6/30	2023/6/27	
			100.00	2022/6/30	2023/6/27	
			5,000.00	2021/12/3	2022/12/2	

	8, 709, 553. 41	8, 660, 579. 36

6

1

		1, 094, 027. 07	0. 00

1

2022 12 31

2

1

2022 12 31

2

1

	75,412,988.75
--	---------------

2

1.

2022	301,946,455	2022	294,500.00
301,651,955.00	10	2.50	
75,412,988.75			

2.

2023

2023

2023

2023

56	262.60	1	8.41
/ 187	189.20	11.77 / 2023 2	
	262.60	189.20	
301,946,455.00	301,946,455.00		

1

1

2

2020	2	Eaglerise Development HK Company Limited	"	"		
1,400			DEG INDUSTRIAL SUPPLIES SDN. BHD.	"	DEG	"
70%						
DEG		DEG	2020	2022		167

	321,792 ,045.06	96.21%	6,478,1 51.71	2.01%	315,313 ,893.35	210,976 ,694.79	95.23%	4,219,5 74.18	2.00%	206,757 ,120.61
	12,691, 724.80	3.79%			12,691, 724.80	10,572, 545.48	4.77%			10,572, 545.48
	334,483 ,769.86	100.00%								

	203,348,783.06	60.79%	4,066,975.66
	71,574,744.95	21.40%	1,431,494.90
	8,102,238.67	2.42%	0.00
	3,301,234.24	0.99%	0.00
	968,441.91	0.29%	0.00
	287,295,442.83	85.89%	

2

		60,000,000.00
	331,188,550.49	311,506,269.00
	331,188,550.49	371,506,269.00

1

1

()		
		60,000,000.00
		60,000,000.00

2

		15,757.65	10,000.00	1,436,551.23
2022	12	31		
		331,148,550.49	40,000.00	0.00
				1,462,308.88
				331,188,550.49

1	1		331,164,308.14
	6		331,014,318.58
	7-12		149,989.56
1	2		50,000.00
3			1,436,551.23
	5		1,436,551.23
			332,650,859.37

3

	1,489,663.21	-27,354.33			1,462,308.88
	1,489,663.21	-27,354.33			1,462,308.88

--	--	--

4

		113,900,000.00	6	34.24%
		94,198,200.84	6	28.32%
		44,118,953.74	6	13.26%
		39,100,000.00	6	11.75%
		16,087,618.53	6	4.84%
		307,404,773.11		92.41%

3

77.		912,646,777.	802,731,642.		802,731,642.
57		57	72		72
4.7		72,344,074.7			0.00
7		7			
52.		984,990,852.	802,731,642.		802,731,642.
34		34	72		72

1

--	--	--

--	--	--	--	--

813,940,348.08

1 --

2

